

Four - chamber  
tubs

Whirlpools

Hydromassage  
tubs

Exercise  
tubs

# Hydrotherapy

Helping through technology



Hydrotherapy .....	1	Whirlpools	
		CASTILLO .....	11
Hydromassage tubs		1114 .....	12
MAGELLAN .....	2	1115 .....	13
ALMAGRO .....	3	KOLUB .....	14
TOLEDO .....	4	PIZARRO .....	15
T-UWM / E .....	5	1117 .....	16
T-UWM .....	6		
		Four-chamber tubs .....	
Balneological tubs		TASMAN .....	17
T-MP DISCOVERY .....	8		
T-MP .....	9	Other	
		CORDOBA .....	18
Exercise and underwater massage tubs		T-ALTER .....	19
T-MOT .....	10	T-AGRE .....	20
		T-NP .....	21
		Accessories .....	22

Contact:



export@technomex.pl

+48 32 401 03 50



technomex.eu

# Hydrotherapy



Thanks to the physical and chemical properties of water it is possible to help patients after injuries or surgeries, as well as those with numerous diseases of the musculoskeletal, nervous, and cardiovascular systems.

Advantages of water:

- decreases pain
- enhances muscle strength and flexibility
- alleviates joint pressure and improves range of motion
- reduces stress and tension
- improves circulation and promotes better blood flow
- increases the overall immunity of the body
- promotes relaxation and improves sleep quality
- provides safe and low-impact environment for exercise and rehabilitation
- aids in weight loss and management





Multifunctional hydrotherapy bath

MAGELLAN tub is designed especially for automatic underwater massage, combined with pearl bath. 7" touch screen panel provides easy operation and preview of therapy parameters. Rich options allow adjusting this tub to specific customer requirements. Automatic features of multiple systems do not require the presence of staff during the treatment.



400V, 50Hz  
(option 60hz)



Volume: 220 l



Length: 2200 mm



Width: 950 mm



Height: 980 mm

Technical features:

- automatic underwater massage: 34 jets - 5 sections (feet, ankles, knees, hips and spine)
- pearl bath system: 14x5 jets (air massage)
- 7" touch screen control panel:
  - ability to create and store therapeutic programs (100)
  - switch on/off the required nozzle sections
  - ability to set the sequence and time separately for each jets section,
  - electronically controlled automatic water filling and drainage
  - automatic set of required water level
  - protection against water overflow
  - automatic switch off after treatment time
  - pump "dry-working" protection
  - overload, failure and phase sequence change protection
- high-quality pump that provides sufficiently high water pressure during the treatment
- innovative no-spout filling system
- hand shower
- foot support with 3-point adjustment
- side handrails
- leveling and heigh adjusting feet
- stair to assist in getting into the tub
- cleaning liquid (1l)



OPTION

Chromotherapy system

Chemical disinfection system

Hose for underwater massage with 3 interchangeable option nozzles

Aromatherapy system option

System of keeping temperature/heating up the water in the tub

Upgrade for therapy with use of mineral water

Electromagnetic water softener








Underwater massage tub

ALMAGRO tub is designed to perform precise underwater massage. The procedure can be performed manually using a hose with interchangeable nozzles (smooth pressure regulation in range 0-5,5 bar). The parameters are controlled with the touch screen control panel.



400V, 50Hz  
(option 60hz)



Volume: 240 l



Length: 2200 mm



Width: 950 mm










Height: 980 mm

Technical features:

- hose for underwater massage with 3 interchangeable nozzles
- 3,5 touch screen control panel:
  - electronically controlled automatic water filling and drainage
  - automatic set of required water level
  - protection against water overflow
  - automatic switch off after treatment time
  - pump “dry-working” protection
  - overload, failure and phase sequence change protection
- high-quality pump that provides sufficiently high water pressure during the treatment
- innovative no-spout filling system
- hand shower
- side handrails
- leveling and heigh adjusting feet
- stair to assist in getting into the tub
- cleaning liquid (1l)



OPTION

Automatic underwater massage: 8 side jets	
Automatic underwater massage: 6 spine jets	
Pearl bath system - 14x5 jets	
Chemical disinfection system	
Aromatherapy system	
Upgrade for therapy with use of mineral water	
Electromagnetic water softener	



Underwater massage & electrotherapy bathtub

Bathtub TOLEDO is used for electrotherapy bath and underwater massage. The touch screen control panel allows to set the time of procedure, type of current, direction of its flow and active applicators. TOLEDO can generate galvanic, diadynamic and Faradic current. Electrodes placed on the walls of the tub are made of high quality stainless steel with interchangeable polarity. Massage procedure can be performed manually with use of a hose with 3 interchangeable nozzles (adjustable pressure range 0-5,5 bar) or with the optional automatic underwater massage jets system.

400V, 50Hz  
(option 60hz)

Volume: 240 l

Length: 2200 mm

Width: 950 mm

Height: 980 mm

Technical features:

- electrodes for electrotherapy treatment made of high quality steel
- hose for underwater massage with 3 interchangeable nozzles
- 7' touch screen control panel:
  - automatic filling system
  - automatic set of required water level (two levels: 120 and 240 liters)
  - electronically controlled automatic filling and water drain
  - protection against water overflow
  - automatic switch off after time of treatment
  - pump “dry-working” protection
  - overload, failure and phase sequence change protection
- high-quality pump that provides sufficiently high water pressure during the treatment
- innovative no-spout filling system
- hand shower
- side hand rails
- leveling and heigh adjusting feet
- stair to assist in getting into the tub
- cleaning liquid (1l)



OPTION

Automatic underwater massage: 8 side jets	
Automatic underwater massage: 4 side jets	
Pearl bath system : 14x5 air jets	
Chemical disinfection system	
Aromatherapy system option	
Electromagnetic water softener	

# T-UWM / E

01.501.301


Scan to see product presentation




## Underwater massage & electrotherapy bathtub

Bathtub T-UWM / E is used for electrotherapy and underwater massage. The procedure can be performed manually using a hose with 3 interchangeable nozzles (a continuously adjustable pressure range 0-5,5 bar) or with the optional automatic massage jet system.


Electrodes placed on the walls of the bath are made of high quality stainless steel. T-UWM / E generates galvanic, diadynamic and Faradic currents. The parameters are controlled with the touch screen control panel - operating time, current type, direction of current flow, the polarization of each applicator.



400V, 50Hz  
(option 60Hz)



Volume: 350 l



Length: 2300 mm



Width: 960 mm



Height: 900 mm

### Technical features:

- 9 electrodes for electrotherapy treatment made from high quality stainless steel
- hose for underwater massage with 3 interchangeable nozzles
- 7' touch screen control panel:
  - automatic filling system
  - automatic set of required water level
  - protection against water overflow
  - automatic switch off after time of treatment
  - pump "dry-working" protection
  - overload, failure and phase sequence change protection
- half-automatic water drain
- high-quality pump that provides sufficiently high water pressure during the treatment
- hand shower
- head rest
- side hand rails
- leveling and heigh adjusting feet
- stair to assist in getting into the tub
- cleaning liquid (1l)



### OPTION

Automatic underwater massage: 6 side jets	
Automatic underwater massage: 3 spine jets	
Pearl bath system - 14x5 jets (air massage)	
Chemical disinfection system	
Aromatherapy system	
Electromagnetic water softener	



Underwater massage tub

T-UWM is a bathtub for manual underwater massage with hose (with 3 interchangeable nozzles and adjustable pressure range 0-5,5 bar) or with the optional automatic massage system jets. The ergonomic shape and dimensions of the tub allow easy and convenient access to patient during treatments with the manual underwater massage hose.



400V, 50Hz  
(option 60hz)



Volume: 350 l



Length: 2300 mm



Width: 960 mm

















Height: 900 mm

Technical features:

- hose for underwater massage with 3 interchangeable nozzles
- half-automatic water drain
- high-quality pump that provides sufficiently high water pressure during the treatment
- hand shower
- head rest
- foot rest
- side hand rails
- leveling and heigh adjusting feet
- stair to assist in getting into the tub
- cleaning liquid (1l)



OPTION

Automatic underwater massage: 6 side jets	
Automatic underwater massage: 3 spine jets	
Pearl bath system: 14x5 air jets (air massage)	
Chemical disinfection system	
Chromotherapy	
3,5" touch control panel with:	
- Automatic filling system	
- Automatic set of required water level	
- Protection against water overflow	
- Automatic switch off after time of treatment	
- Pump "dry-working" protection	
- Overload, failure and phase sequence change protection	
Electromagnetic water softener	
Upgrade for therapy with use of mineral water	



# T-MP UWM AUTOMAT

01.501.202

Scan to see product presentation



## Automatic underwater massage tub

This tub is designed to perform an automatic underwater massage treatment. It does not require constant presence of the therapist near the unit. Massage is performed using a system of 28 jets divided into 5 sections. Thanks to the electronic control panel, massage can be conducted in a certain direction simulating manual massage and the individual sections can be programmed independently.



400V, 50Hz  
(option 60hz)



Volume: 250 l



Length: 2800 mm



Width: 840 mm



Height: 740 mm

### Technical features:

- half-automatic water drain
- anatomic shaped bowl of the tub
- high-quality pump that provides sufficiently high water pressure during the treatment
- hand shower
- leveling and height adjusting feet
- cleaning liquid (1l)



## OPTION

### AUTOMAT:

- automatic underwater massage: 28 jets (5 sections: feet, ankles, knees, hips and spine)
- pearl bath system - 11x5 jets (air massage)
- 7" touch screen control panel automatic filling system
- automatic set of required water level
- protection against water overflow
- automatic switch off after time of treatment
- pump "dry-working" protection
- overload, failure and phase sequence change protection

Underwater massage: 6 side jets



Underwater massage: 8 side jets



Pearl Bath System with 11 x 5 Jets



Hose for underwater massage with 3 interchangeable nozzles



Chemical disinfection system



Chromotherapy system



Aromatherapy system



Side hand rails



Foot rest



Stair to assist in getting into the tub



Electromagnetic water softener



# T-MP DISCOVERY

01.501.214

Scan to see product presentation



## Medical bathtub

T-MP DISCOVERY tub is design for comfortable and ergonomic balneological treatments. There are four options, so everyone can choose the device which suits the best to the specific requirements. With the optional retrofitting, you can also expand the range of applications of the model. All medical bathtubs are made of impact resistant glass fiber reinforced plastic GRP, which ensures long term work without investment and reduces the risk of bath coating damage.



230V, 50Hz  
(option 60Hz)



Volume: 240 l



Length: 2200 mm



Width: 950 mm



Height: 980 mm

### Technical features:

- water filling system
- hand shower
- half-automatic water drain
- leveling and heigh adjusting feet
- cleaning liquid (1l)



### OPTION

"S" - upgrade for salty and sulphide water	
"B" - wide outflow for easier drainage of a mixture of mud and water	
"K" - installation to connect CO2 mixer (saturator)	
Automatic underwater massage: 8 side jets (not available with "B")	
Automatic underwater massage: 4 spine jets (not available with "B")	
Pearl bath system: 11x5 jets (air massage)	
Aromatherapy system (available only with air or underwater massage by jets, not available with "B")	
Hose for underwater massage with 3 interchangeable nozzles with pump (not available with "B")	
3,5" touch control panel with:	
- Automatic filling system	
- Automatic set of required water level	
- Protection against water overflow	
- Automatic switch off after time of treatment	
- Pump "dry-working" protection	
- Overload, failure and phase sequence change protection	
Chemical disinfection system (suggested with jets system)	
Aromatherapy system	
Upgrade for therapy with use of mineral water	
Electromagnetic water softener	
Stair to assist in getting into the tub	



### SATURATOR CO<sub>2</sub>

Saturator is designed to enrich the water used in medicinal baths of CO<sub>2</sub>. Gas fed to the saturator is mixed at sufficient pressure with water and then transferred to the bath-tub, where treatment is performed.



Medical bathtub

T-MP is small and economic solution for balneological treatments. There are four options, so everyone can choose the device which suits the best to the specific requirements. With the optional retrofitting, you can also expand the range of applications of the model. All medical bathtubs are made of impact resistant glass fiber reinforced plastic GRP, which ensures long term work without investment and reduces the risk of bath coating damage.



230V, 50Hz  
(option 60hz)  
(for pearl bath system)



Volume: 250 l



Length: 1980 mm



Width: 840 mm


















Height: 740 mm

Technical features:

- water filling system
- hand shower
- half-automatic water drain
- leveling and heigh adjusting feet
- cleaning liquid (1l)



OPTION

"S" - upgrade for salty and sulphide water	
"B" - wide outflow for easier drainage of a mixture of mud and water	
"K" - installation to connect CO2 mixer (saturator)	
Pearl bath system: 11x5 jets and aromatherapy system (not available with "B")	
3,5" touch control panel with:	
- Automatic filling system	
- Automatic set of required water level	
- Protection against water overflow	
- Automatic switch off after time of treatment	
- Pump "dry-working" protection	
- Overload, failure and phase sequence change protection	
Stair to assist in getting into the tub	
Electromagnetic water softener	
Aromatherapy	
Foot rest	

SATURATOR CO<sub>2</sub>

Saturator is designed to enrich the water used in medicinal baths of CO<sub>2</sub>. Gas fed to the saturator is mixed at sufficient pressure with water and then transferred to the bath-tub, where treatment is performed.





Hubbard tank - „butterfly” tub

Hubbard tank called also “butterfly tub” has been used for many years to allow patients requiring special care and individual attention from therapist to exercise in the water environment, under the strict supervision of a therapist. Large size of the tub allows free movements to the patient. Made of glass fiber reinforced (GFK) plastic, what ensures years of trouble-free operation and reduces the risk of damage of the tub. Hubbard’s tank may be equipped with, system for underwater massage (T-MOT UWM).



230V, 50Hz  
(option 60hz)  
(for UWM system)



Volume: 1100 l



Length: 2450 mm



Width: 2000 mm



Height: 900 mm

Technical features:

- water filling system
- 8 handles inside the tub for safety and patient comfort
- head support
- hand shower
- leveling and heigh adjusting feet
- stair to assist in getting into the tub
- big diameter outflow for fast water drainage
- cleaning liquid (1l)



OPTION

Hose for underwater massage with 3 interchangeable nozzles (with pump) adjusted manually with valve	✓
Pearl bath system (air massage)	✓
Jets for automatic underwater massage (6 jets)	✓
Chemical disinfection system (available only with jets)	✓
Temperature maintaining and water recycling system	✓
Aromatherapy system	✓
3,5 touch screen control panel:	✓
- Automatic filling system	✓
- Automatic set of required water level	✓
- Protection against water overflow	✓
- Automatic switch off after time of treatment	✓
- Pump “dry-working” protection	✓
- Overload, failure and phase sequence change protection	✓



# CASTILLO

01.501.416

Scan to see product presentation



## Automatic underwater massage tub

CASTILLO whirlpool is designed for massage of hands, forearms and elbows. Jets with adjustable water outflow allow to conduct a treatment of the upper limb. Pearl massage enhances the functionality of the bath and optional retrofit allows you to customize a bath to meet your requirements. The design provides easy access for patients in wheelchairs.



230V, 50Hz  
(option 60hz)



Volume: 36 l



Length: 950 mm



Width: 1100 mm



Height: 1070 mm

### Technical features:

- underwater massage system with adjustable outflow of water stream (10 jets)
- passive pearl massage with intensity adjustment
- innovative no-spout water filling system
- half-automatic water drain
- hand shower
- leveling and height adjusting feet
- modern, ergonomical design
- whirlpool chair with height regulation
- cleaning liquid (1l)



### OPTION

Chemical disinfection system

3'5 touch screen control panel:

- Automatic filling system

- Automatic set of required water level

- Protection against water overflow

- Automatic switch off after time of treatment

- Pump "dry-working" protection

- Overload, failure and phase sequence change protection

Thermomixer valve

Lymphatic drainage ring

Upgrade for therapy with use of mineral water

Electromagnetic water softener







Upper extremity whirlpool

Whirlpool 1114 is designed for massage of the hands, forearms and elbows. Jets with adjustable directions of water outflow allow to conduct a thorough treatment of the upper limbs. Pearl massage enhances the functionality of the bathtub and optional retrofit allows you to customize a bath to meet your requirements. The design provides easy access for wheelchair patients.



230V, 50Hz  
(option 60hz)



Volume: 20 l



Length: 770 mm



Width: 790 mm



Height: 930 mm

Technical features:

- underwater massage system with adjustable outflow of water stream (4 jets)
- passive pearl massage with intensity adjustment
- half-automatic water drain
- hand shower
- leveling and heigh adjusting feet
- small dimensions
- whirlpool chair with height regulation
- cleaning liquid (1l)



OPTION

Chemical disinfection system	
3'5 touch screen control panel:	
- Automatic filling system	
- Automatic set of required water level	
- Protection against water overflow	
- Automatic switch off after time of treatment	
- Pump "dry-working" protection	
- Overload, failure and phase sequence change protection	
Thermomixer valve	
Upgrade for therapy with use of mineral water	
Electromagnetic water softener	



Lower extremities & lumbar spine whirlpool tub

Whirlpool tubs 1115 is designed for treatment of lower limbs and lumbar spine in sitting position. The treatment is carried out by 12 underwater jets with adjustable working direction, divided into three separate sections. Two levels of filling the bathtub provide significant water saving.



230V, 50Hz  
(option 60hz)



Volume: 210 l



Length: 1440 mm



Width: 720 mm



Height: 980 mm

Technical features:

- underwater massage system with adjustable outflow of water stream (manual selection of 12 jets, operated in 3 sections)
- innovative no-spout water filling system
- hand shower
- leveling and heigh adjusting feet
- modern, ergonomical design
- stair to assist in getting into the tub



OPTION

Chemical disinfection system	
3'5 touch screen control panel:	
- Possibility to choose between 7 combinations of sections operation	
- Automatic filling system	
- Automatic set of required water level	
- Protection against water overflow	
- Automatic switch off after time of treatment	
- Pump "dry-working" protection	
- Overload, failure and phase sequence change protection	
Thermomixer valve	
Upgrade for therapy with use of mineral water	
Electromagnetic water softener	



Lower extremities & lumbar spine whirlpool tub

Whirlpool KOLUMB is designed for lower limb and lumbar spine treatment in sitting position. Massage is performed by 14 jets with adjustable water flow direction, divided into three separate sections.



230V, 50Hz  
(option 60hz)



Volume: 210 l



Length: 1540 mm



Width: 870 mm



Height: 1070 mm

Technical features:

- underwater massage system with adjustable outflow of water stream (manual selection of 14 jets, operated in 3 sections)
- 7" touch control panel:
  - automatic filling and drainage system
  - automatic set of required water level
  - protection against water overflow
  - automatic switch off after time of treatment
  - pump "dry-working" protection
  - overload, failure and phase sequence change protection
- innovative no-spout water filling system
- half-automatic water drain
- hand shower
- leveling and height adjusting feet
- modern, ergonomical design
- stair to assist in getting into the tub
- cleaning liquid (1l)



OPTION

Pearl massage (air) with intensity adjustment (11x5 jets)	
Chemical disinfection system	
Chromotherapy system	
Aromatherapy system	
Thermomixer valve	
System of keeping temperature/heating up the water in the tub	
Anal jet (1 pc)	
Upgrade for therapy with use of mineral water	
Electromagnetic water softener	



Lower extremity whirlpool

Whirlpool PIZZARO is designed for treatment of lower extremities (feet and ankles). System of jets with adjustable water outflow allow to adjust treatment parameters to the specific case. The design of the bowl allows patient comfortably put his feet in the tub.



230V, 50Hz  
(option 60hz)



Volume: 57 l



Length: 890 mm



Width: 880 mm



Height: 750 mm

Technical features:

- underwater massage system with adjustable outflow of water stream (6 jets)
- passive pearl massage with intensity adjustment
- innovative no-spout water filling system
- half-automatic water drain
- hand shower
- leveling and heigh adjusting feet
- modern, ergonomical design
- whirlpool chair with height regulation
- cleaning liquid (1l)



OPTION

Chemical disinfection system	
3'5 touch screen control panel:	
- Automatic filling system	
- Automatic set of required water level	
- Protection against water overflow	
- Automatic switch off after time of treatment	
- Pump "dry-working" protection	
- Overload, failure and phase sequence change protection	
2 additional jets	
Thermomixer valve	
Upgrade for therapy with use of mineral water	
Electromagnetic water softener	



Lower & upper extremity whirlpool

Whirlpool baths series 1117 is designed to provide the treatment for lower and upper extremities. The purchase of such device increases the attractiveness of the facility without investing in the two devices at once. This whirlpools are equipped with a system of 4 jets with adjustable direction of water outflow. With two filling levels it is possible to reduce water consumption.



230V, 50Hz  
(option 60hz)



Volume: 135 l



Length: 1080 mm



Width: 580 mm



Height: 780 mm

Technical features:

- underwater massage system with adjustable outflow of water stream (4 jets)
- innovative no-spout water filling system
- half-automatic water drain
- hand shower
- leveling and heigh adjusting feet
- whirlpool chair with height regulation
- cleaning liquid (1l)



OPTION


Chemical disinfection system	
3'5 touch screen control panel:	
- Automatic filling system	
- Automatic set of required water level	
- Protection against water overflow	
- Automatic switch off after time of treatment	
- Pump "dry-working" protection	
- Overload, failure and phase sequence change protection	
Thermomixer valve	
Electromagnetic water softener	






Four-cell tub for therapy in water


TASMAN is 4-chamber tub which offers a multi-faceted approach to treatment, combining the benefits of hydrotherapy combined with other stimuli to promote healing and improving overall well-being. All treatments can be performed in each chamber independently or in a combined manner. It is possible to equip this 4-cell tub with electrotherapy and alternating temperature therapy option.




230V, 50Hz  
(option 60hz)




Volume: 40 l



Length: 1240 mm



Width: 1050 mm



Height: 1000 mm

Technical features:

- capacity: lower chamber 25 liters, upper chamber: 15 liters
- thermostatic valve
- hand shower
- leveling and heigh adjusting feet
- whirlpool chair with height regulation
- cleaning liquid (1l)



OPTIONS:

THERAPY IN MINERAL WATER S	ALTERNATING TEMPERATURE N	ELECTROTHERAPY E	ELECTROTHERAPY AND ALTERNATING TEMPERATURE EN
	3,5' touch screen control panel: <ul style="list-style-type: none"><li>- setting time of hot and cold water treatment cycles</li><li>- automatic switch off after time of treatment</li><li>- pump "dry-working" protection</li><li>- overload, failure and phase sequence change protection</li></ul>	7' touch screen control panel <ul style="list-style-type: none"><li>- number of working chambers</li><li>- choice of type of current</li><li>- setting of electrodes polarization and type of treatment</li><li>- creating therapy programs</li><li>- automatic switch off after time of treatment</li><li>- pump "dry-working" protection</li><li>- overload, failure and phase sequence change protection</li></ul>	7' touch screen control panel: <ul style="list-style-type: none"><li>- number of working chambers</li><li>- choice of type of current</li><li>- setting of electrodes polarization and type of treatment</li><li>- setting total number of cycles, time of cycles of hot water and cold water treatment</li><li>- automatic switch off after time of treatment</li><li>- creating therapy programs</li><li>- pump "dry-working" protection</li><li>- overload, failure and phase sequence change protection</li></ul>
		8 stainless steel electrodes with independent polarity	8 stainless steel electrodes with independent polarity
drain plugs and anti-overflow protection		drain plugs and anti-overflow protection	drain plugs and anti-overflow protection
	chamber covers against water splashing		chamber covers against water splashing
2 valves for mineral water			
installation and fittings resistant to mineral water			
		OPTION: external electrode for electrotherapy (1pc)	OPTION: external electrode for electrotherapy (1pc)

# CORDOBA

01.501.607

Scan to see product presentation



## Alternating shower (Scotch douche)

Alternating (Scotch) shower combines the effects of pressure on the body (massage effect) and temperature change (which increases physiological responses to the treated area). CORDOBA is a modern device equipped with two thermostatic mixing valves, for a quick and easy way to set the temperature of the water which is delivered to each applicator (gun) separately.

If water installation do not meet the technical requirements and does not allow for the proper operation of the device, we suggest to order optional pump to equalize pressure of water in the system.



230V, 50Hz  
(option 60Hz)  
(only version with  
optional pump)



Weight: 40kg



Length: 1100 mm



Width: 720 mm



Height: 1000 mm



### Technical features:

- high performance shower (1m³ = 35 minutes with the pressure in the system of 2 atmospheres)
- 2 x thermomixers to set the temperature in each applicator individually
- 2 x applicators (adjustable guns) to perform the treatment with cold and hot water
- 2 x manometers to present pressure of treatment
- homogeneous application of water jet
- therapist's forearm support
- leveling and height adjusting feet
- cleaning liquid (1l)



### OPTION

Pump for water pressure equalization



# T-ALTER


01.501.603



## Alternating shower (Scotch douche)

Scottish shower T-ALTER series is a device with powerful settings. It is equipped with thermostatic mixer valve, which allows precise regulation of water temperature. Dedicated lever allows to quickly change the temperature of water stream (cold-heat, hot-cold). On the desktop, there are 3 hoses which allow to apply a stream of with different level of pressure (rain / fall / whiplash).

If water installation do not meet the technical requirements and does not allow for the proper operation of the device, we suggest to order optional pump to equalize pressure of water in the system.

  
230V, 50Hz  
(option 60hz)  
(only version with  
optional pump)

  
Weight: 40kg

  
Length: 410 mm

  
Width: 680 mm

  
Height: 810 mm

### Technical features:

- high performance shower (1m³ = 35 minutes with the pressure in the system of 2 atmospheres)
- 2 x applicators (hoses) with 3 different nozzles to perform the treatment with cold and hot water
- thermostatic mixing valve to set treatment temperature
- lever for quick temperature change
- manometer to present pressure of treatment
- leveling and heigh adjusting feet
- cleaning liquid (1l)



### OPTION

Pump for water pressure equalization



# T-AGRE

01.501.609

Scan to see product presentation



## Underwater massage unit

Underwater Massage Unit is designed for classic underwater massage in swimming pools and other water environment. It offers a versatile and effective treatment for various health benefits through deep tissue massage. The unit allows to adjust water pressure and temperature, ensuring a customized massage experience tailored to individual patient needs. The interchangeable nozzles provide different types of water stream, targeting specific areas of the body for focused therapeutic effects.



400V, 50Hz  
(option 60hz)



Weight: 40kg



Length: 410 mm



Width: 680 mm



Height: 810 mm

### Technical features:

- hose to perform underwater massage with 3 interchangeable nozzles
- pressure adjustment valve to control stream of flowing water
- manometer indicating therapy pressure
- pipe sucking water from a water source
- castor system
- effective 3-phase pump 400V (pressure 4 bar)





Circular shower

Circular Shower, also known as the Ring Shower, is a hydrotherapy unit designed to deliver a full-body water massage experience. Circular design ensures that water jets reach all parts of the body, delivering a uniform and thorough massage. It features an array of strategically placed jets that surround the user, providing a comprehensive and invigorating treatment. Ideal treatment for enhancing circulation, reducing muscle tension, relieving stress, and promoting overall relaxation and well-being. It is particularly beneficial for patients with musculoskeletal issues, sports injuries, and chronic pain.

Shower T-NP



Length: 970 mm



Width: 970 mm



Height: 2260 mm

Technical features:

- durable circular construction for water treatment
- thermomixer (for individual assembling in a water installation)
- leveling and heigh adjusting feet



OPTION

External control unit (E) with 2 thermomixers and 3,5' touch screen control panel for setting treatment parameters:	✓
- Time of cold/warm water cycles	✓
- Automatic switch off after treatment time	✓
- Length: 410 mm    Width: 680 mm    Height: 2260 mm	✓
Power supply: 230V/50 Hz (option 60Hz)	✓



# ACCESSORIES

Scan to see product presentation



### KRYSTALIT

Liquid which ensure cleaning and descaling of the tubs and whirlpools.



### CHAIR

Easy approach to whirlpools (high regulation, rotating seat).



### STAIRS WITH HANDRAIL

Optional accessory for tubs. Especially for disable and elderly patients.



### STAIRS

Enable the access of the patient to the high tubs.

# STANDARD COLORS



5005 RAL  
Signal Blue



5012 RAL  
Light Blue




6027 RAL  
Light Green



6018 RAL  
Yellow Green



6002 RAL  
Leaf Green



10217 RAL  
White



9001 RAL  
Cream



4001 RAL  
Rose



2004 RAL  
Pure Orange

**If it is not specified in the order, the bathtub will be manufactured in default colors:**

- 5012 RAL light blue - inside
- 10217 RAL white - outside



# Let's go for a walk!


Are you looking for simple and efficient rehabilitation equipment?  
Would you like to equip a rehab center with complete solution for physiotherapy?  
Do you need some new idea to get more patients or simplify your daily work?

Take a short walk with us through a real rehabilitation center to see:



## Website

If you want to find more information,  
please visit our website by QR code!



Helping through  
technology

P\_ +48 32 40 10 350  
M\_ export@technomex.pl  
W\_ technomex.eu

A\_ PHU Technomex Sp. z o.o.  
ul. Szparagowa 15,  
44-141 Gliwice  
POLAND

f facebook.com/technomex  
i instagram.com/technomexpl  
▶ youtube.com/phutechnomex



**technomex.eu**

06.11.2025-Hydro-Export